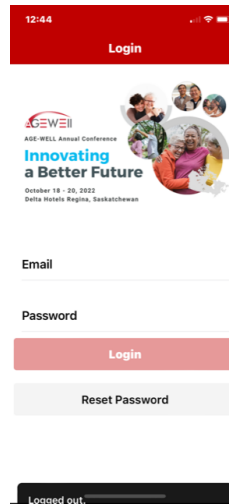


## User Guide for the AGE-WELL 2022 Conference App

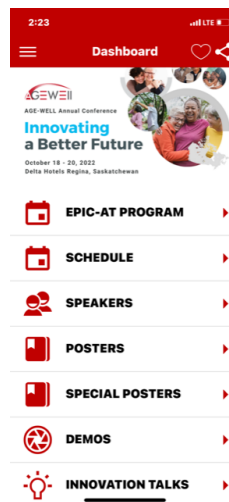
Once you are on the application's login page, please input the same email and password you used to register for the AGE-WELL Conference.



**\*\*If you have forgotten your password, please input your email and press the “Reset Password” below the “Login” button. \*\***

## **Navigating the Dashboard**

Once you have successfully logged in, you will land on the “Dashboard.”

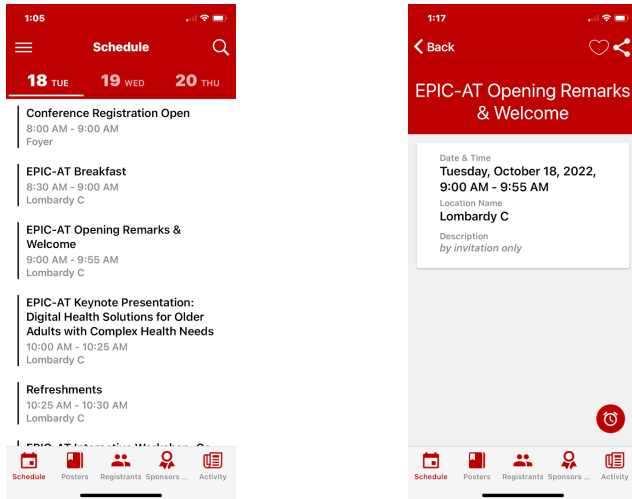


## Schedule

You will find information on conference activities, like panels, innovation talks, poster contests, and socials, in the schedule, from morning to night. In the top pane, you will see the dates “18 Tue, 19 Wed, and 20 Thu.” Just tap on the day you would like to find more information about. Then, to learn more detail about a specific event, select it, and you will see the date and time of the event, its location, and a brief description.

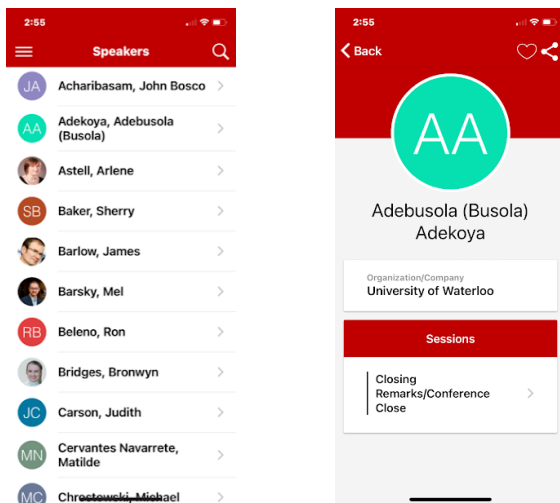
**\*\*Please note that when it says, “By invitation only,” an event is not open to all attendees. \*\***

Image of the Schedule and the second image of event detail selection:



## Speakers

You will find the list of all conference speakers in alphabetical order. When you select a speaker, their name, Organization/Company affiliation and session where they are speaking will appear.

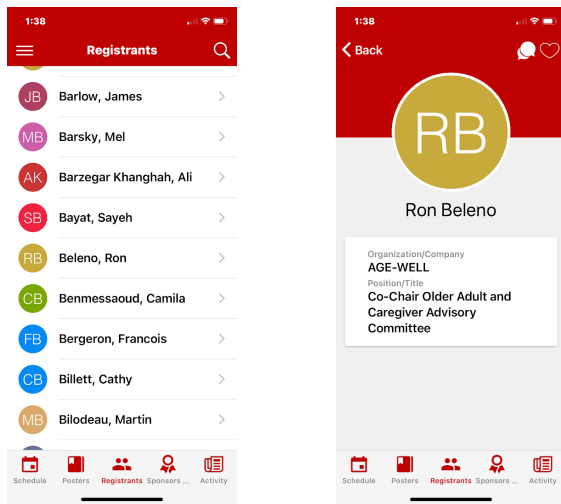


### **EPIC-AT, Posters, Special Posters, Demos, and Innovation Talks**

These sections will feature the bolded title of the poster/presentation, the poster/presentation number, and a list of presenters. To learn about one, select the session, and a more detailed summary will appear.

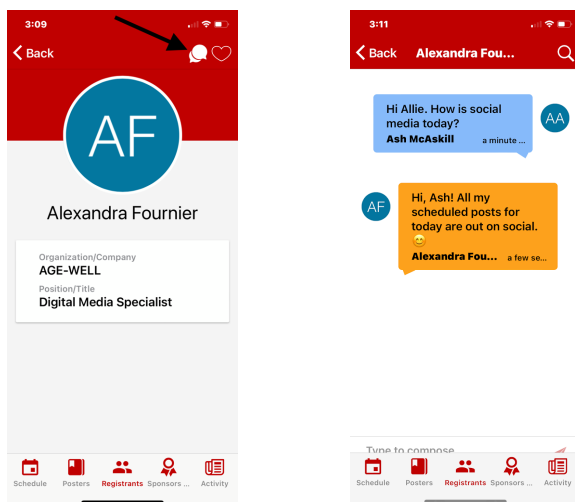
### **Registrants**

You will see a list of all the attendees of the AGE-WELL conference in alphabetical order. To learn more about someone, click on their name. You will be shown their affiliated Organization/Company and their Position/Title.




### **How to Chat with Another Registrant?**

To chat with someone, select the registrant you want to send a message to. To message them, tap on the white dialogue bubble in the upper right-hand corner. Then a messenger will open, where you can begin to chat.



## Sponsors

This section highlights our different sponsors. To learn more about one, select the logo. You will see their partnership level and a link to their website.



## Activity

Want to read the latest tweets from AGE-WELL and other attendees? This section will show what is going on and trending among our attendees and our AGE-WELL community.



## ***Housekeeping***

Learn more about how to use the app works, accessibility points, hotel internet network and password, and COVID-19 and masking protocols encouraged at the conference.

